

TruNarc

Thermo Scientific TruNarc Admin Software

Filter Scans: In Choose Field 02/23/2018 To: 06/11/2018

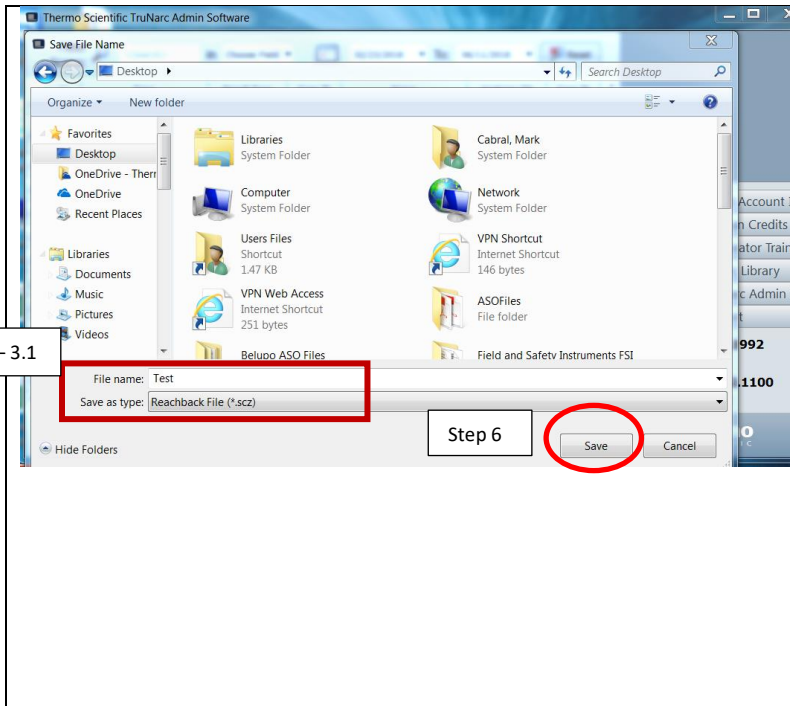
	Time	Result Type	Scan ID	Name	Analyzer SN	Case ID
<input type="checkbox"/>	Mar 01, 2018 13:59:40	Warning	1027	Warning (Polystyrene)	TN1201	
<input type="checkbox"/>	Mar 07, 2018 13:37:52	Clear	1026	Calcium carbonate Confectioner's sugar	TN1201	
<input type="checkbox"/>	Mar 07, 2018 13:36:42	Inconclusive	1025	Inconclusive	TN1201	
<input type="checkbox"/>	Mar 01, 2018 11:54:14	Inconclusive	1024	Inconclusive	TN1201	
<input type="checkbox"/>	Mar 01, 2018 11:52:51	Inconclusive	1023	Inconclusive	TN1201	
<input type="checkbox"/>	Mar 01, 2018 11:39:19	Clear	1022	Baking soda	TN1201	
<input type="checkbox"/>	Mar 01, 2018 11:38:38	Clear	1021	Ethanol	TN1201	
<input checked="" type="checkbox"/>	Mar 01, 2018 11:37:34	Warning	1020	Aspirin	TN1201	
<input type="checkbox"/>	Mar 01, 2018 11:35:34	Warning	1019	Aspirin	TN1201	
<input type="checkbox"/>	Mar 01, 2018 11:35:34	Self Check	1018	Self Check Passed	TN1201	
<input type="checkbox"/>	Mar 01, 2018 11:35:34	Self Check	1017	Self Check Passed	TN1201	
<input type="checkbox"/>	Feb 23, 2018 11:05:17	Warning	1016	Aspirin	TN1201	

Total scans: 38
2 Selected

In the TruNarc Admin Software:

Step 1: Select the file being sent for ReachBack.

Step 2: Select **Export**



Step 3: Select Type as **Reachback File (*.scz)**

Step 3.1: Name the File

Step 3.2: Save onto Desktop

Reachback

Please fill out the following information in order for us to provide Reachback Service

Please Describe the example:

Example 1: Teaspoon of white powder in plastic bag. Suspect cocaine.
Example 2: Crushed pill with blue coating, partial marking "M4" visible. Scanned inside white portion of pill.
Example 3: Clear liquid in glass vial. Strong chemical smell.

Did you attempt to analyze the sample with other technologies? If so, what was the result?

Additional comments:

Step 4

Send Cancel

Fill out all fields in the scan information window, then select **Send**.

Thermo Scientific TruNarc Admin Software

Filter Scans: [Search] in Choose Field 02/23/2018 To: 06/11/2018 [Reset]

	Time	Result Type	Scan ID	Name	Analyzer SN	Case ID
27	Mar 01, 2018 13:39:46	Warning	1027	Warning (Polystyrene)	TN1201	
28	Mar 07, 2018 13:37:52	Clear	1026	Calcium carbonate Confectioner's sugar	TN1201	
29	Mar 07, 2018 13:36:42	Inconclusive	1025	Inconclusive	TN1201	
30	Mar 01, 2018 11:54:14	Inconclusive	1024	Inconclusive	TN1201	
31	Mar 01, 2018 11:52:51	Inconclusive	1023	Inconclusive	TN1201	
32	Mar 01, 2018 11:39:19	Clear	1022	Clear	TN1201	
33	Mar 01, 2018 11:38:38	Clear	1021	Clear	TN1201	
34	Mar 01, 2018 11:37:38	Warning	1020	Warning	TN1201	
35	Mar 01, 2018 11:35:34	Warning	1019	Aspirin	TN1201	
36	Mar 01, 2018 11:34:29	Self Check	1018	Self Check Passed	TN1201	
37	Mar 01, 2018 08:05:11	Self Check	1017	Self Check Passed	TN1201	
38	Feb 23, 2018 11:05:17	Warning	1016	Aspirin	TN1201	

Export Reachback [Close]

Scan(s) exported successfully.

OK

Step 5

Total scans: 38
2 Selected

Report Export

Thermo SCIENTIFIC

- Register/Edit Account I...
- Purchase Scan Credits
- TruNarc Operator Traini...
- View TruNarc Library
- About TruNarc Admin S...
- Email Support
- 1.800.374.1992 Domestic
- +1.978.642.1100 International

This Message will display once Send is selected.

Step 5: Select "OK"

Thermo Scientific TruNarc Admin Software

Filter Scans: In Choose Field 07/10/2017 To: 06/11/2018 [Reset]

	Time	Result Type	Scan ID	Name	Analyzer SN	Case ID	Comments	Defend
1	Jun 11, 2018 15:40:55	Warning	1269	Aspirin	TN1206			
2	Jun 11, 2018 15:38:48	Self Check	1268	Self Check Passed	TN1206			
3	Jun 11, 2018 09:05:58	Self Check	1053	Self Check Passed	TN1201			
4	May 31, 2018 07:47:22	Self Check	1267	Self Check Passed	TN1206			
5	May 30, 2018 16:14:59	Self Check	1052	Self Check Passed	TN1201			
6	May 30, 2018 16:10:35	Inconclusive	1051	Inconclusive	TN1201			
7	May 30, 2018 14:16:35	Warning	1266	Aspirin	TN1206			
8	May 30, 2018 14:14:24	Warning	1265	Aspirin	TN1206			
9	May 30, 2018 14:13:20	Self Check	1264	Self Check Passed	TN1206			
10	May 30, 2018 14:12:38	Warning	1263	Warning (Polystyrene)	TN1206			
11	May 10, 2018 10:47:47	Inconclusive	1050	Inconclusive	TN1201			
12	May 10, 2018 10:45:04	Clear	1049	Ethanol	TN1201			
13	May 10, 2018 10:39:12	Clear	1048	Epsom salt	TN1201			
14	May 10, 2018 10:34:07	Inconclusive	1047	Inconclusive	TN1201			
15	May 10, 2018 10:33:06	Warning	1046	Methanol	TN1201			

Total scans: 62
1 Selected

Report Export

Step 6

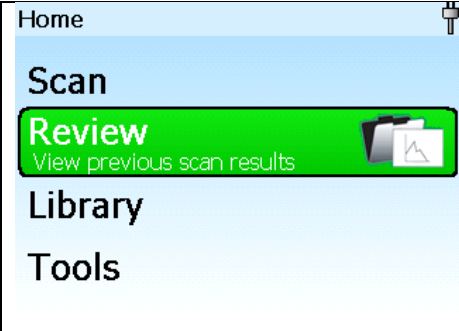
- Register/Edit Account Info
- Purchase Scan Credits
- TruNarc Operator Training
- View TruNarc Library
- About TruNarc Admin Software
- Email Support**
- 1.800.374.1992 Domestic
- +1.978.642.1100 International

Thermo SCIENTIFIC

Step 6:

- As a backup the **.scz** file saved on your desktop can be sent to support@chemid.thermofisher.com by selecting **Email Support** from the Software Admin window.

FirstDefender and TruDefender:

 <p>Home</p> <p>Scan</p> <p>Review View previous scan results</p> <p>Library</p> <p>Tools</p>	<p>Step 1: Select Review</p> <p>Step 2 Insert a blank mini-SD memory card into the Memory card slot (press the use the “fingernail groove”)</p>
--	---

Review

• Session001 Session002

✓	Scan026	4:46 PM	3/10/2010
Positive Match: 2-Propanol, test			
✓	Scan025	4:46 PM	3/10/2010
✓	Scan024	4:45 PM	3/10/2010
M	Scan023	4:42 PM	3/10/2010
✓	Scan022	4:42 PM	3/10/2010
✓	Scan021	4:05 PM	3/10/2010
✓	Scan020	4:04 PM	3/10/2010

Step 3: select the relevant scan

Step 4: Select Enter

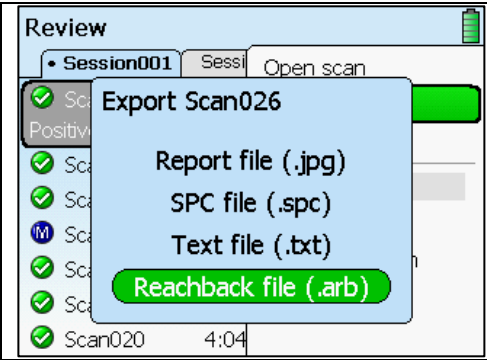
Review

Session001 Work

✓	Scan009	9:51	
✓	Scan008	9:50	
Positive Match: Aceton			
✗	Scan007	9:48	
✓	Test002	9:33	
✓	Scan006	9:33	
✓	Test001	9:30	
M	Scan005	9:37	

- Open scan
- Export scan**
- Rename Scan
- Delete scan
- View: Session
- Export Session
- Rename Session
- Delete session

Step 5: Select Export Scan



Step 6 Select **Reachback file (.arb)**



Step 6: Remove mini-SD memory card (press the use the “fingernail groove”)

Step 7: Connect the card reader to a USB port on your computer
Insert the card into the reader

Step 8: Copy the file to your computer and attach it to an email.

Step 9: Email file to reachback@chemid.thermofisher.com

Spare part Order

Please Email Customer Service for Spare Part orders:

USB miniSD card reader -> IOGEAR Dongle Part Number **400-01691-01**

Blank miniSD card, at least 2 GB - Part Number: **400-03951**

Email : pai.sales.ops@thermofisher.com

Gemini

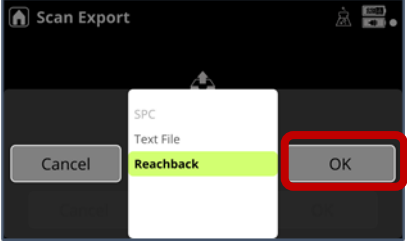




Step 1: Select Scan Results



Step 2: select the relevant scan

		Step 3: Select EXPORT SCAN from the slide-out menu
		Step 4: Select REACHBACK from the drop-down list
		Step 5: open the rubber gasket
		Step 6: Insert a blank SD card

	<p>Step 7: Select OK to save the reachback file to the SD card</p>
	<p>Step 8: Connect the card reader to a USB port on your computer</p> <p>Step 9: Email file to reachback@chemid.thermofisher.com</p>

	Step 10: Close the rubber gasket
<p>Spare part Order</p> <p>USB miniSD card reader -> IOGEAR Dongle Part Number 400-01691-01</p> <p>Blank miniSD card, at least 2 GB - Part Number: 400-03951</p>	<p>Please Email Customer Service for Spare Part orders: Please Email Customer Service for Spare Part orders: Email : pai.sales.ops@thermofisher.com</p>